



## Eye Nut ELI, Stainless Steel Green Pin®

### Product information



The Green Pin® Stainless Steel Eye Nut is a grade 5 stainless steel eye nut. The non-corrosive nature of stainless steel makes it the perfect choice for use in industries such as foods, nuclear and sailing. These eye nuts have a flat on the eye, which enables the assembly with an omega link or a thimble. The Green Pin® Stainless Steel Eye Nut is available in a range with a working load limit from 0.12 t. up to 3.5 t.

**Certification:** at no extra charge this product can be supplied with a works certificate and/or EC Declaration of Conformity.

**Material:** AISI 316L

**Marking:** CE-marked

**Temperature range:** -40°C up to +200°C





**Finish:** polished

**Safety factor:** 5:1

**Grade:** 5

Part Code	Code	WLL ton	Thread mm	a mm	b mm	c mm	d mm	e mm	f mm	g mm	h mm	Weight kg
11.44EL06I	GPEL06I	0.12	M6	M 6 x 1.00	31	51	30	14	44	11	6	0.15
11.44EL08I	GPEL08I	0.2	M8	M 8 x 1.25	31	51	30	14	44	11	6	0.15
11.44EL10I	GPEL10I	0.4	M10	M10 x 1.50	31	51	30	14	44	11	6	0.15
11.44EL12I	GPEL12I	0.6	M12	M12 x 1.75	39	56	32	15	48	12	7	0.23
11.44EL14I	GPEL14I	0.8	M14	M14 x 2.00	39	56	32	15	48	12	7	0.23
11.44EL16I	GPEL16I	1	M16	M16 x 2.00	44	65	37	17	60	14	8	0.37
11.44EL18I	GPEL18I	1.5	M18	M18 x 2.50	44	66	37	17	60	14	9	0.37
11.44EL20I	GPEL20I	2	M20	M20 x 2.50	44	66	37	17	60	14	9	0.37
11.44EL22I	GPEL22I	2.5	M22	M22 x 2.50	52	81	48	21	75	17	11	0.63
11.44EL24I	GPEL24I	3	M24	M24 x 3.00	52	81	48	21	75	17	11	0.63
11.44EL27I	GPEL27I	3.5	M27	M27 x 3.00	52	81	48	21	75	17	11	0.63

## Technical data

group	number of leg(s)		1	2	2	3 & 4
						
	load direction		0	0	0-30°	0-30°
	safety factor		1	2	1.4	2.1
	article	diameter thread (metric)	t	t	t	t
ELI	GPEL06I	6	0.12	0.2	0.2	0.3
	GPEL08I	8	0.2	0.4	0.3	0.4
	GPEL10I	10	0.4	0.8	0.6	0.8
	GPEL12I	12	0.6	1.2	0.8	1.3
	GPEL14I	14	0.8	1.6	1.1	1.7
	GPEL16I	16	1	2.0	1.4	2.1
	GPEL18I	18	1.5	3.0	2.1	3.2
	GPEL20I	20	2	4.0	2.8	4.2
	GPEL22I	22	2.5	5.0	3.5	5.3
	GPEL24I	24	3	6.0	4.2	6.3
GPEL27I	27	3.5	7.0	4.9	7.4	

Note: - Never use ELI above 30° as the maximum WLL increase significantly  
- WLL values only apply with stainless steel thread bolts of quality class equivalent to AISI316L

# Blueprint

